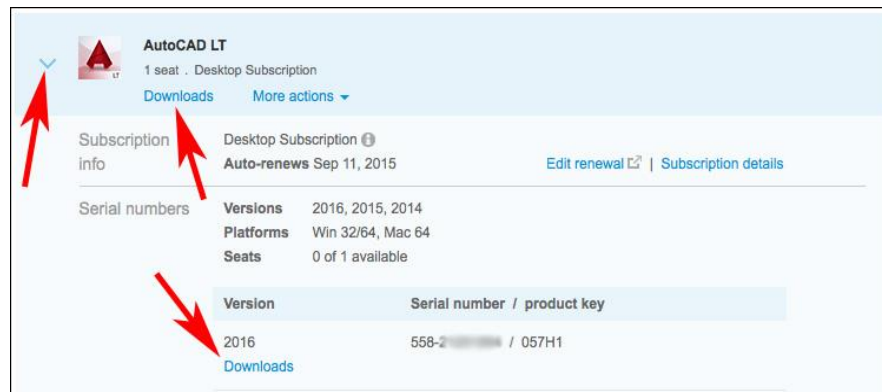


Download Methods for Autodesk Account

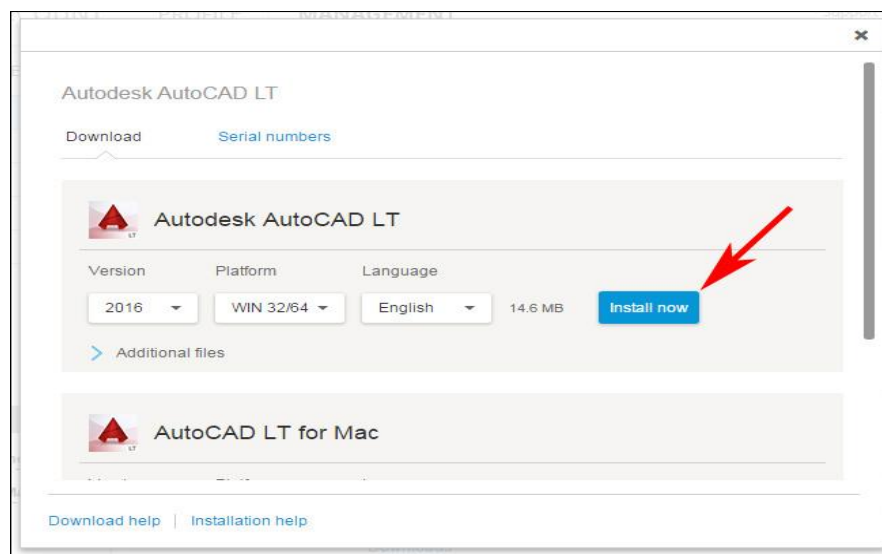
Downloading from Autodesk Account

To access the Autodesk Account download options for your software:

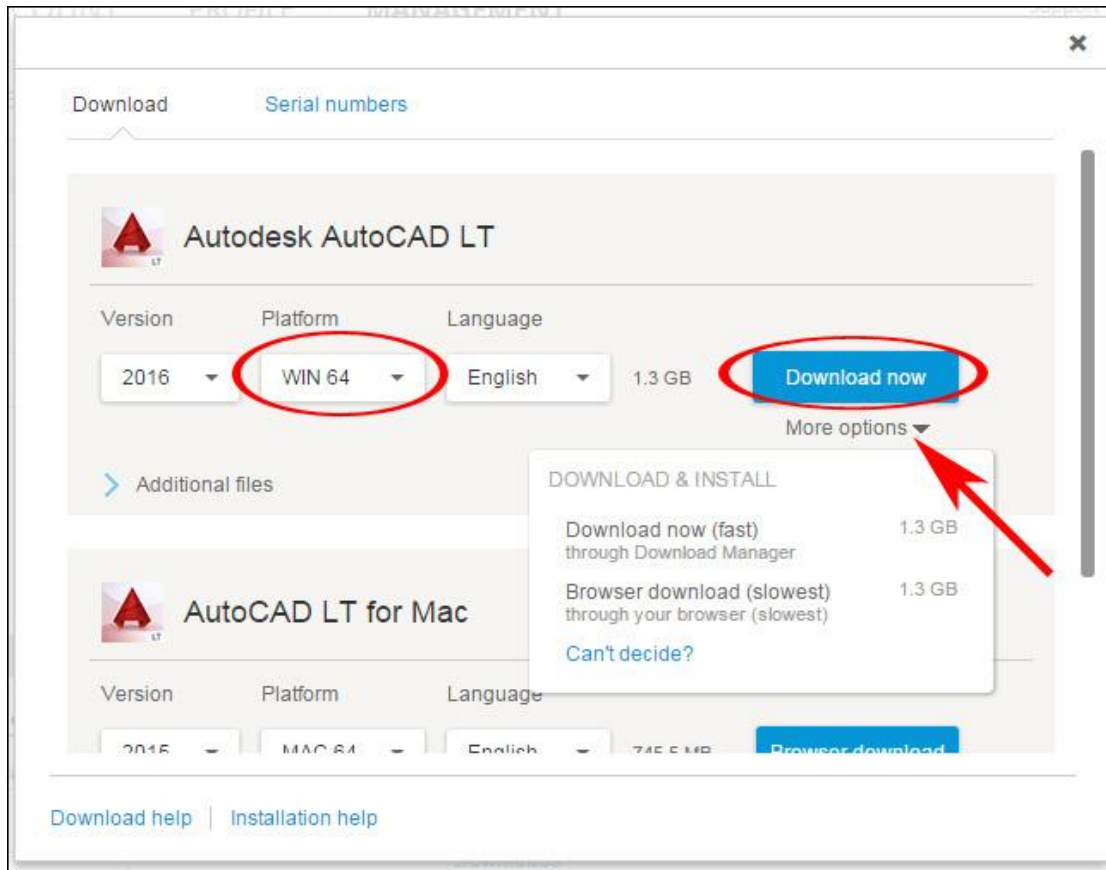
1. Sign into your Autodesk Account at manage.autodesk.com. Locate the software you wish to download in the list of Products & Services.
2. Click the arrow next to the product name to expand the product details tray.
3. Click **Downloads** to activate the download pop-up window



4. Select your Version, Platform, and Language to see available download options.



Note: Not all download options are available for each version and platform. You may have to select a different platform to see additional download options.



Download Methods in Autodesk Account

1. The three download methods available in Autodesk Account are described below.
2. Availability of the download methods varies by product, version and/or operating system.
3. Select the option that best meets your needs based on your Internet connection speed and installation needs.



Download now

1. "Download Now" installs and launches the [Autodesk Download Manager \(DLM\)](#), which gives you more control and is significantly more efficient and reliable than conventional browser-based download methods.
2. The DLM reduces the time it takes to get applications up and running by decompressing product files during the download.
3. Doing this eliminates the separate file extraction step that is usually required after the download completes and before running the product installer.
4. **Recommended if** you want to download a full software installer file and have the option to install at a later time and/or on a different computer or create a deployment.

Install Now

1. This is the best option to get the software up and running on your computer in less time than traditional browser download and install procedures.
2. This method uses the Autodesk Download Manager to download and install your software in one session. Offers product selection prior to download so only the selected software is installed during the process.

Browser Download

1. The Browser Download method uses the built-in file download features of your Web browser.
2. Downloaded files are larger compared to other methods, may be broken into multiple file downloads, and can be uncompressed and installed only after all downloads are complete.

Recommended if you cannot use the [Autodesk Download Manager](#) or other download methods are not offered as an option.



Important

Note: about Browser Download

- **Disabling pop-up blocker required:** Installation files larger than 2 GB are divided into multiple files that will download simultaneously.
- You must **disable your pop-up blocker** before initiating a Browser download to download all files successfully.
- **Executing any downloaded file activates file extraction:** If multiple .exe or .mg files download, you may launch any of them to initiate complete extraction of all the installation files.

Troubleshooting download Issues

Please refer to these articles for troubleshooting tips if you have problems downloading your software:

- [Basic troubleshooting for product download issues](#)
- [Error: "Product download consists of multiple files..."](#)
- [Communication Failure message during download and installation](#)